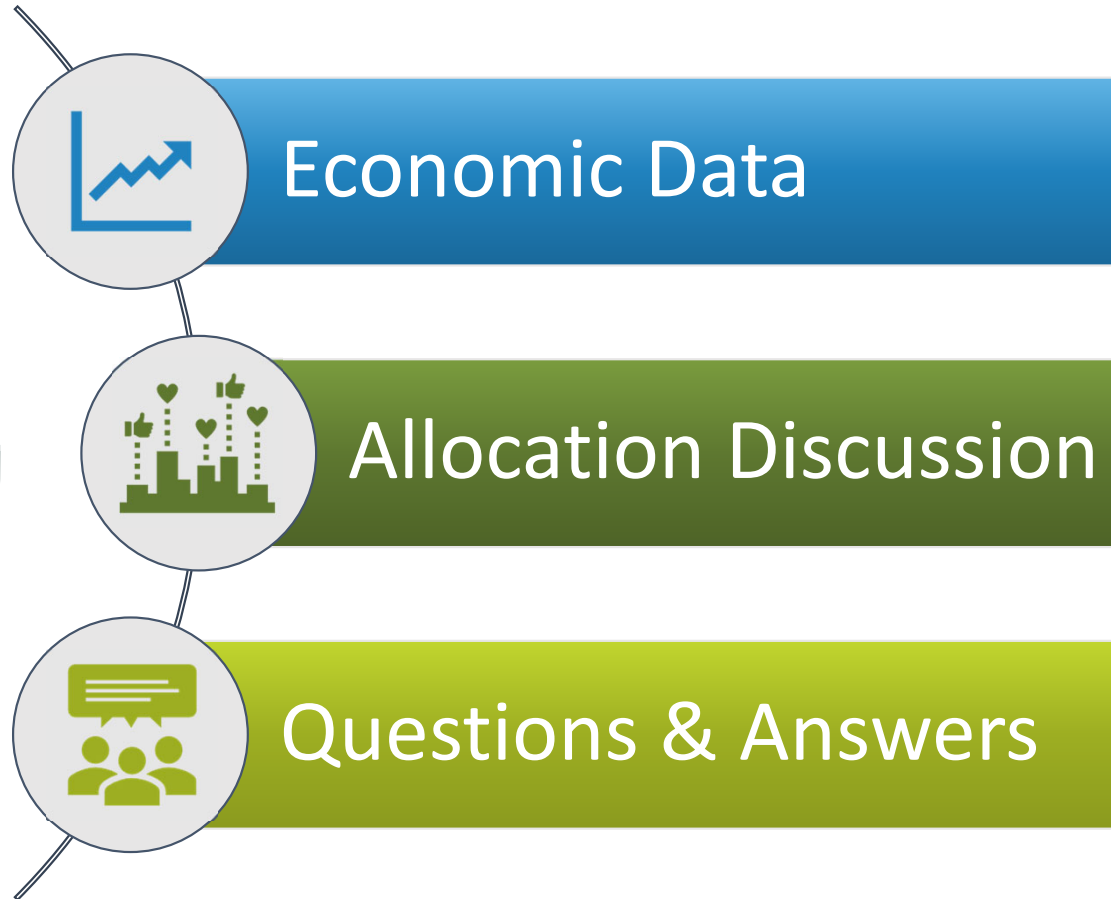




# COVID-19 Economic/Financial Update

June 7, 2022

# Overview





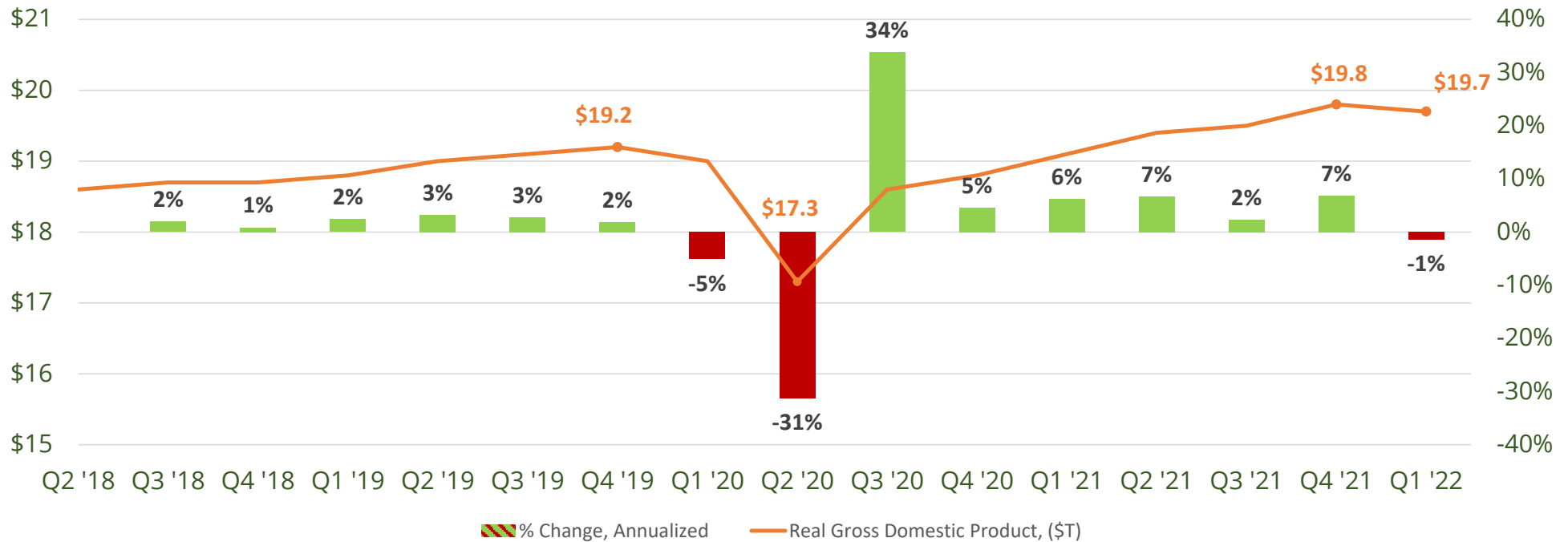
# Economic Data

# ARPA Funding Status – Economic Statistics

## United States Real Gross Domestic Product (\$T)



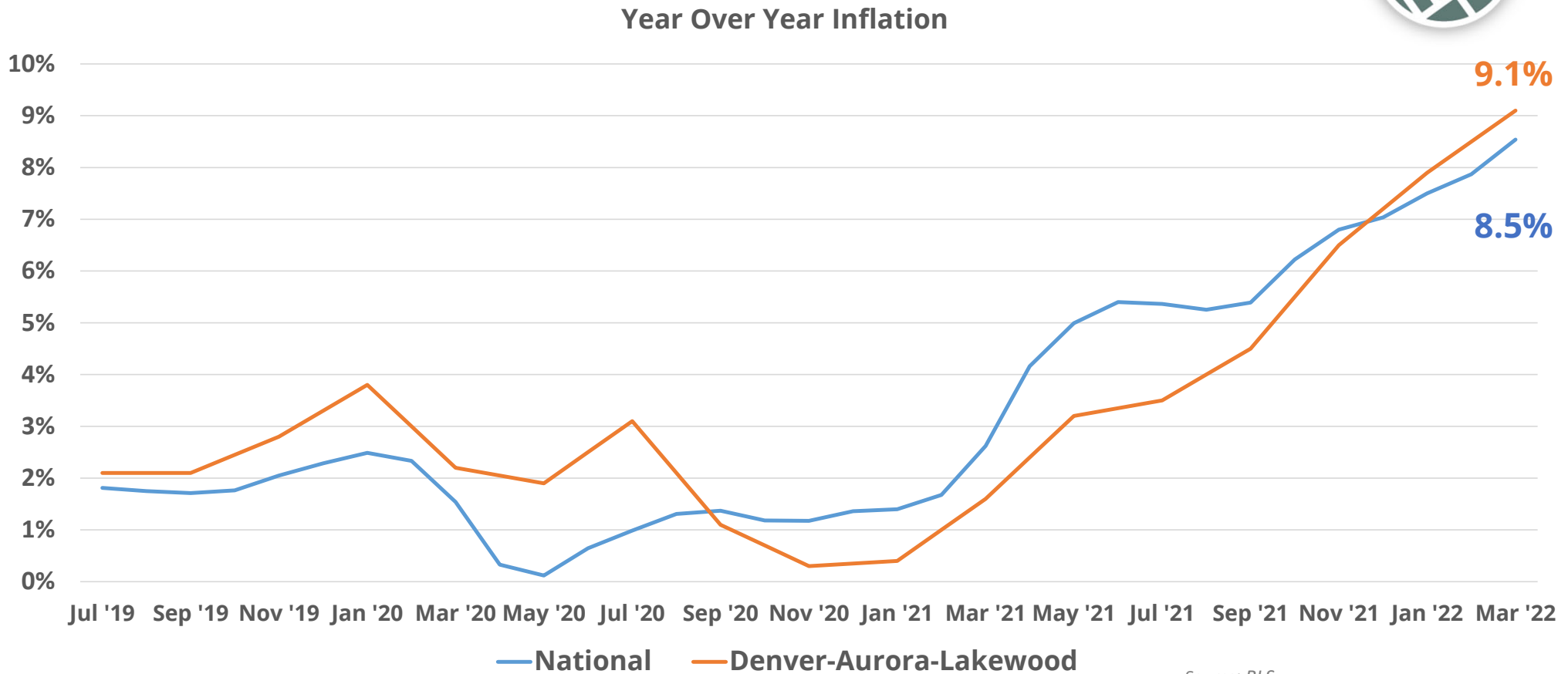
Real Gross Domestic Product, (\$T) and Annualized % Change



Source: St. Louis FRED

# ARPA Funding Status – Economic Statistics

## Year Over Year Inflation



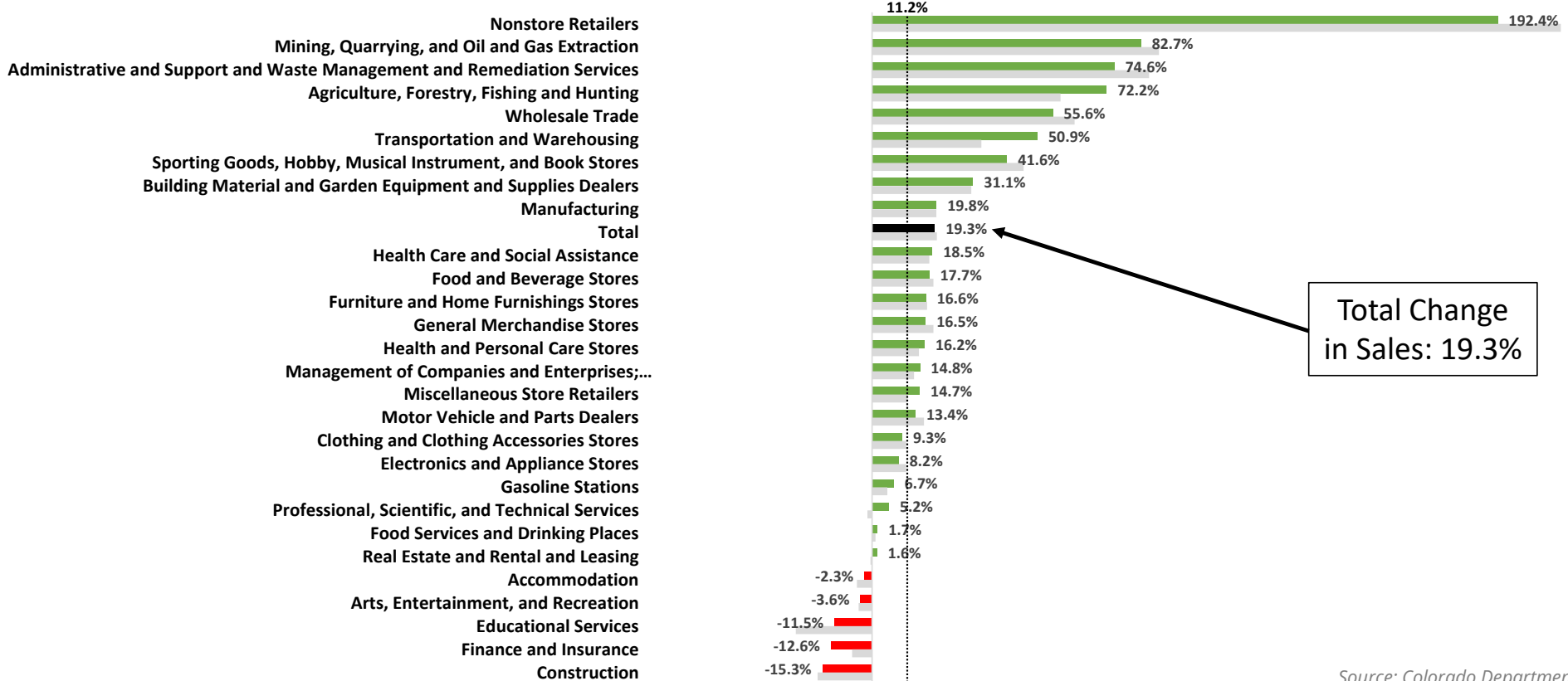
Source: BLS

# ARPA Funding Update – Economic Statistics

## Total Sales Growth by Industry



Retail Sales by Industry, % Change, Jefferson County  
2021 vs. 2019

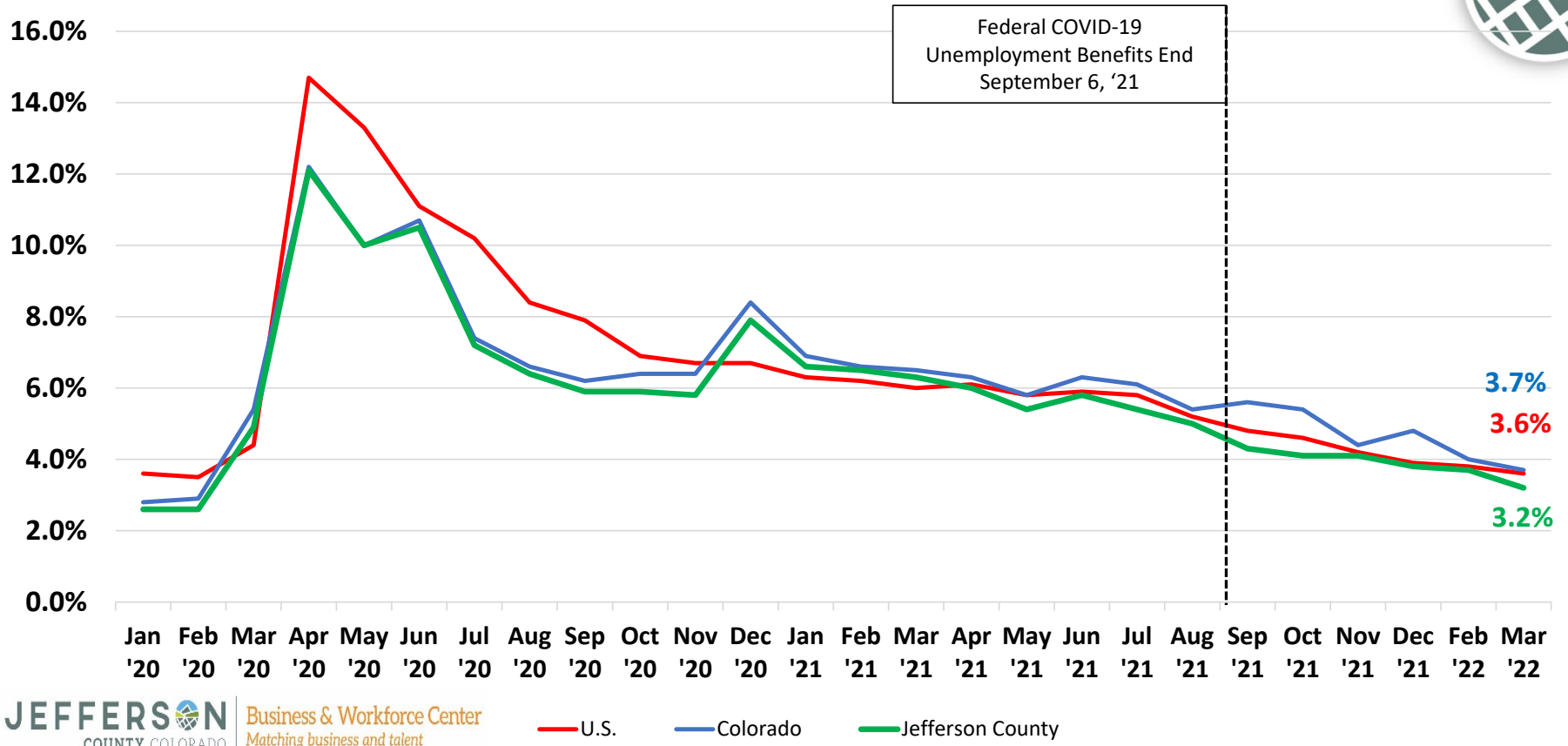


Total Change  
in Sales: 19.3%

Source: Colorado Department of Revenue

# ARPA Funding Update – Economic Statistics

## Unemployment Rate



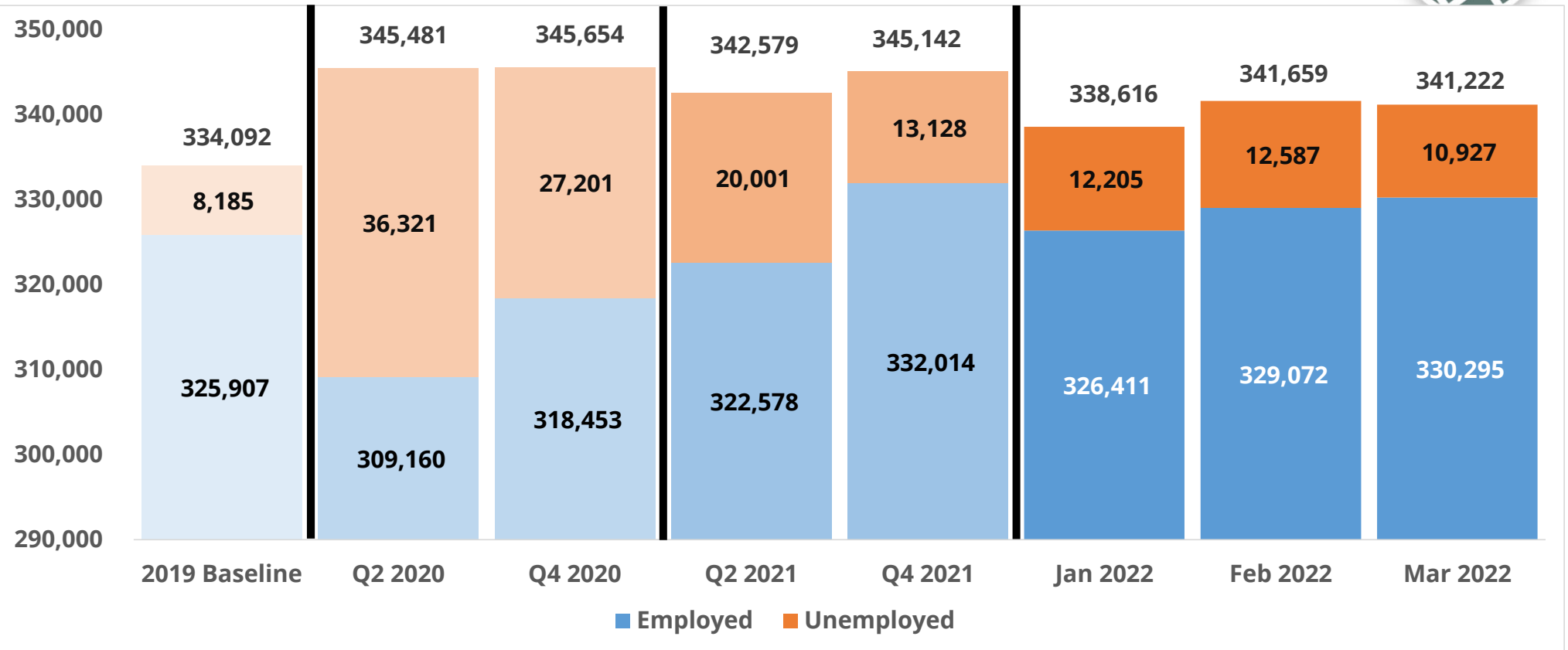
**JEFFERSON COUNTY COLORADO** Business & Workforce Center  
Matching business and talent

— U.S. — Colorado — Jefferson County

Source: Colorado DOLE, St. Louis FRED

# ARPA Funding Update – Economic Statistics

## Jefferson County Workforce



Source: Colorado DOLE

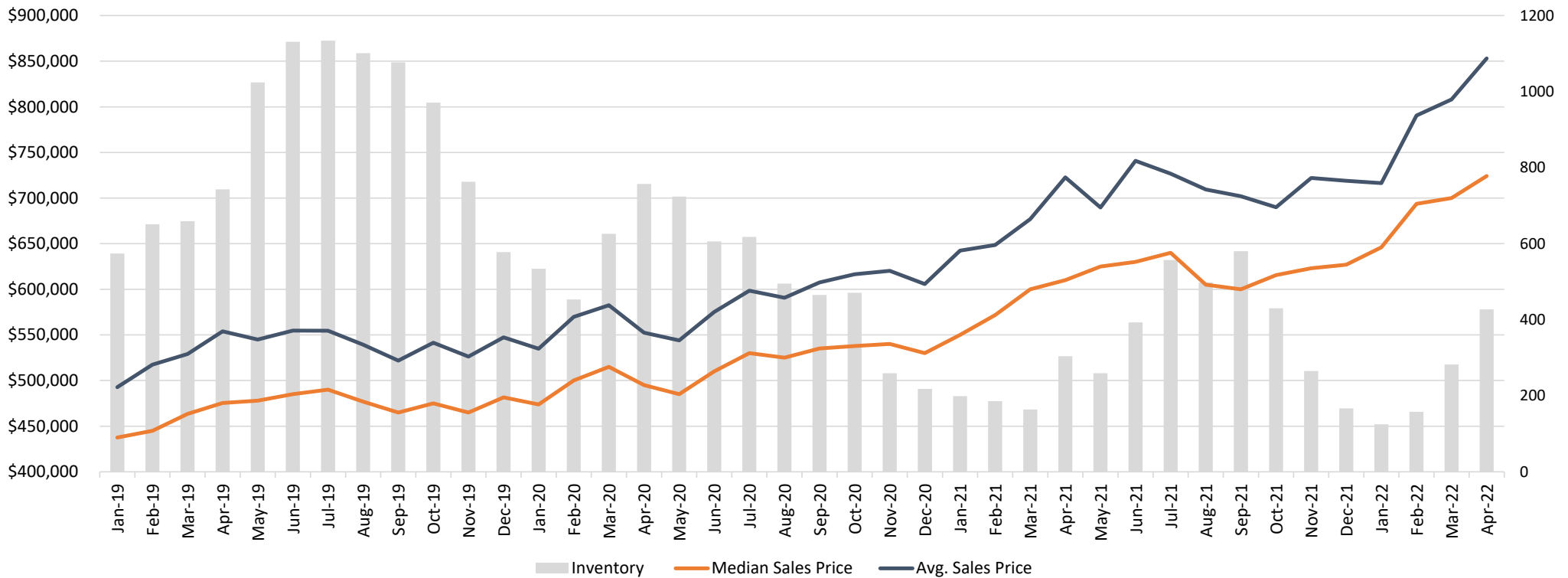


# ARPA Funding Update – Economic Statistics

## Single Family Housing vs. Sales Price



**Jefferson County: Residential Real Estate Sales  
(Single Family Detached)**



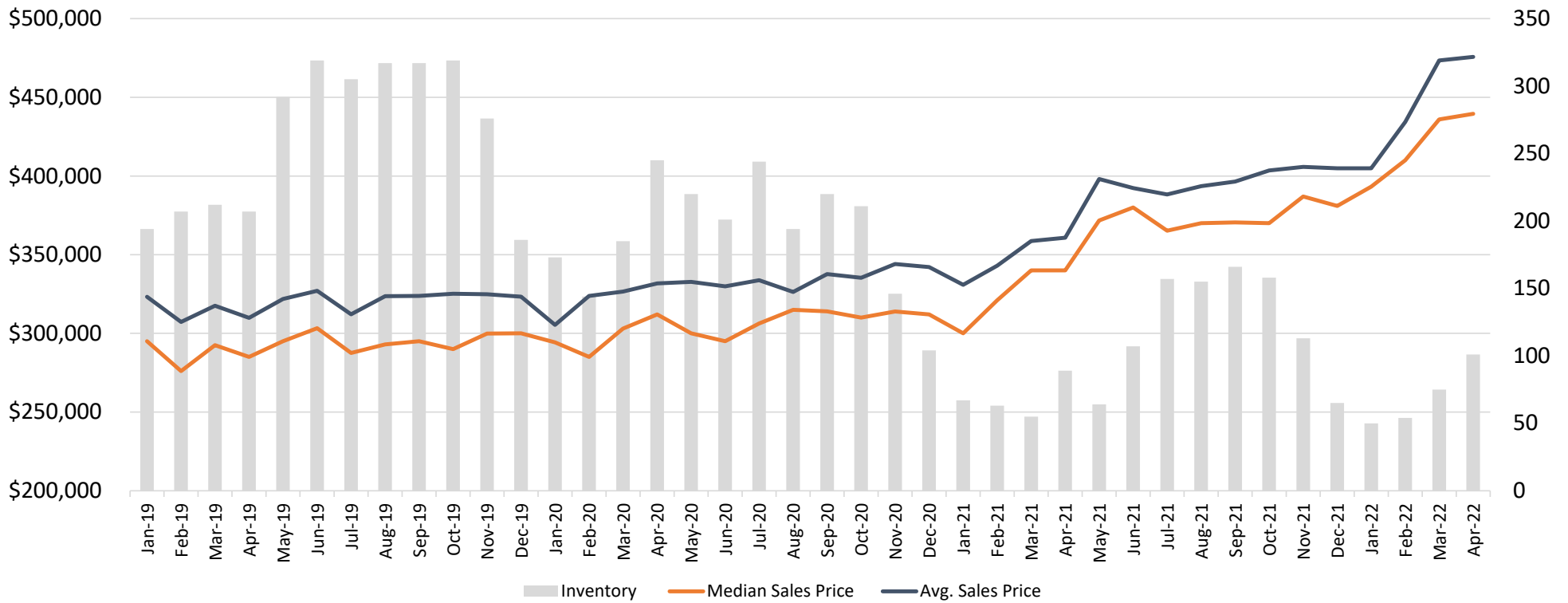
Source: Colorado Association of Realtors, St. Louis FRED

# ARPA Funding Update – Economic Statistics

## Condo / Townhome vs. Sales Price



**Jefferson County: Residential Real Estate Sales  
(Condo / Townhome)**



Source: Colorado Association of Realtors, St. Louis FRED



# Financial Update

# ARPA Financial Update

## Fund Status by Task Force



<b>ARPA Fund Status</b>			
<b>Task Force</b>	<b>Allocated</b>	<b>BCC Supported<sup>1</sup></b>	<b>Actuals<sup>2</sup></b>
<b>Behavioral Health</b>	<b>\$ 1.00 M</b>	-	-
<b>County Svs &amp; Ops</b>	<b>\$ 42.19 M</b>	<b>\$ 10.09</b>	<b>\$ 1.29 M</b>
<b>Economic Recovery</b>	<b>\$ 35.73 M</b>	<b>\$ 2.90</b>	-
<b>Food Insecurity</b>	<b>\$ 1.70 M</b>	-	-
<b>Housing</b>	<b>\$ 6.25 M</b>	<b>\$ .25</b>	-
<b>Public Health &amp; Safety</b>	<b>\$ 7.33 M</b>	<b>\$ 4.01</b>	<b>\$ .48 M</b>
<b>Workforce Readiness</b>	<b>\$ 1.00 M</b>	-	-
<b>General Fund Support*</b>	<b>\$ 15.06 M</b>	-	<b>\$ .01 M</b>
<b>Contingency*</b>	<b>\$ 3.00 M</b>	-	<b>\$ .56 M</b>
<b>Grand Total</b>	<b>\$ 113.26 M</b>	<b>\$ 17.25</b>	<b>\$ 2.34 M</b>

\*Formerly Revenue Replacement  
 Amount Remaining to be Approved = \$ 96.01 M  
 Amount Remaining to be Spent = \$110.92 M

<sup>1</sup> BCC Supported were approved in a briefing. Plans are to present in hearing consent agenda soon.  
<sup>2</sup> Actuals are the costs incurred from March 2021 thru May 11, 2022.

# ARPA Financial Update

## Fund Status by Department



ARPA Fund Status			
Department	Allocated	BCC Supported <sup>1</sup>	Actuals <sup>2</sup>
Assessor	\$ 2.67 M	-	-
BIT	\$ 6.14 M	\$ 1.14	-
CAO	\$ .71 M	\$ .40	\$ .14 M
Clerk	\$ 1.00 M	-	-
Coroner	\$ 1.21 M	\$ .24	\$ .03 M
D&T	\$ 28.55 M	\$ .30	\$ .02 M
DA	\$ 1.28 M	\$ .55	\$ .24 M
HR	\$ 26.91 M	\$ 1.08	\$ .15 M
HS	\$ 12.62 M	\$ 1.54	\$ .21 M
Ops	\$ .47 M	\$ .33	\$ .05 M
Parks	\$ 2.80 M	\$ 2.80	-
PH	\$ 4.12 M	\$ 2.42	-
Sheriff	\$ .54 M	\$ .27	\$ .07 M
SIF	\$ 6.18 M	\$ 6.18	\$ .86 M
County/Gen Fund	\$ 18.06 M	-	\$ .57 M
<b>Grand Total</b>	<b>\$ 113.26 M</b>	<b>\$ 17.25</b>	<b>\$ 2.34 M</b>

\*Formerly Revenue Replacement  
 Amount Remaining to be Approved = \$ 96.01 M  
 Amount Remaining to be Spent = \$110.92 M

<sup>1</sup> BCC Supported were approved in a briefing. Plans are to present in hearing consent agenda soon.  
<sup>2</sup> Actuals are the costs incurred from March 2021 thru May 11, 2022.

Note: Amounts listed under HR for compensation and County/General Fund will be spread to all county departments, as needed, pending final decisions by Board of County Commissioners.

# External Funding Pending Applications



Projects	Match Requirements	County Contribution	Potential Other Funds
State ARPA - IHOP	25%	\$62k	\$187k (state)
State ARPA - OBH - County Behavioral Health Services	In-Kind	\$20k	\$170k (state)
State ARPA - Broadband Planning	25-50%	\$50k	\$50k (state)
IJJA - R&B (Mega, Rural, INFRA)	20%	\$20M	\$287M (federal)
IJJA - Airport Improvement	20%	\$462k	\$1.8M (federal)
COSWAP - Risk Assessment & Biomass Thinning	Optional	\$400k	\$1M (state)
<b>Total</b>		<b>\$21M</b>	<b>\$290.2M</b>

IHOP – Innovative Affordable Housing Planning

OBH – State Office of Behavioral Health

IJJA – Infrastructure Investment & Jobs Act

COSWAP – CO Strategic Wildfire Action Program



# Questions & Answers



# Appendix



# ARPA Fund Status Details By Task Force

page 1 of 2

## ARPA Fund Status

Task Force	Project Name	Allocated	BCC Supported <sup>1</sup>	Actuals <sup>2</sup>
<b>Behavioral Health</b>		<b>\$ 1.00 M</b>	-	-
	Behavioral Health Voucher Program (HS)	\$ 1.00 M	-	-
<b>County Svs &amp; Ops</b>		<b>\$ 42.19 M</b>	<b>\$ 10.09</b>	<b>\$ 1.29 M</b>
	ARPA Team (SIF/SPA)	\$ 4.42 M	\$ 4.42	\$.85 M
	Bluebeam Software (D&T/P&Z)	\$ .03 M	-	-
	Computer Replace Manatron Software System (Assessor)	\$ 2.67 M	-	-
	Consulting Services - CLA for ARPA (SIF/SPA)	\$ 1.63 M	\$ 1.63	\$.01 M
	County Attorney - ARPA Contract Support (CAO)	\$ .10 M	\$.10	\$.05 M
	County Level Set (HR)	\$ 25.00 M	-	-
	Cyber Security (BIT)	\$ 1.01 M	\$ 1.01	-
	DEI Coordinator (HR)	\$ .27 M	\$.27	\$.02 M
	Hearing Room Lighting (Ops/Facilities)	\$ .13 M	\$.13	-
	HR Recruitment Advertising (HR)	\$ .45 M	\$.45	-
	o County Attorney - ARPA Contract Support (CAO) - 2023	\$ .05 M	-	-
	o County Attorney - ARPA Contract Support (CAO) - 2024	\$ .05 M	-	-
	o DEI Coordinator (HR) - 2023/2024	\$ .33 M	-	-
	o PEAK Support (HS) - 2023/2024	\$ 1.78 M	-	-
	o Permit Clerks (D&T/P&Z) - 2023	\$ .11 M	-	-
	o Permit Clerks (D&T/P&Z) - 2024	\$ .11 M	-	-
	o Recruiters in HR (HR) - 2023/2024	\$ .50 M	-	-
	o Stormwater Inspector (D&T/P&Z) - 2023	\$ .08 M	-	-
	o Stormwater Inspector (D&T/P&Z) - 2024	\$ .08 M	-	-
	PEAK Support (HS)	\$ 1.29 M	\$ 1.29	\$.21 M
	Permit Clerks (D&T/P&Z)	\$ .18 M	\$.18	\$.02 M
	Recruiters in HR (HR)	\$ .36 M	\$.36	\$.13 M
	Stormwater Inspector (D&T/P&Z)	\$ .12 M	\$.12	-
	Technology Enhancement Equipment (HS)	\$ .30 M	-	-
	Zencity Social Media Software Program - ARPA (SIF/SPA)	\$ .02 M	\$.02	-
	EMSI Database Subscription - ARPA (SIF/SPA)	\$ .06 M	\$.06	-
	Balancing Act Subscription - ARPA (SIF/SPA)	\$ .05 M	\$.05	-
	Remote Computer Equipment (D&T/Bldg Safety)	\$ .01 M	-	-
	US Imaging Online Document (Clerk)	\$ 1.00 M	-	-
<b>Economic Recovery</b>		<b>\$ 35.73 M</b>	<b>\$ 2.90</b>	-
	Broadband Infrastructure (BIT)	\$ 5.00 M	-	-
	E-check - Online Payment System (D&T/Bldg Safety)	\$ .01 M	-	-
	Stormwater Vacuum Jetter Truck (D&T/Road)	\$ .55 M	-	-
	Wildfire - Coordinator LTE (Parks)	\$ .14 M	\$ .14	-
	Wildfire - Countywide CWPP and Comprehensive Plan (Parks)	\$ .80 M	\$.80	-
	Wildfire - Land Purchase for Slash site at Inner Canyon Station 3 (Parks)	\$ 1.50 M	\$ 1.50	-
	Wildfire - Land Purchase for Slash site at Tincup Ridge (Parks)	\$ .36 M	\$.36	-
	Urgent Roads - part of \$67.2M Request (D&T/Road)	\$ 5.10 M	-	-
	Urgent Drainage - part of \$67.2M Request (D&T/T&E)	\$ 2.10 M	-	-
	Recommended Roads - part of \$67.2M Request (D&T/R&B)	\$ 14.00 M	-	-
	Recommended Drainage - part of \$67.2M Request (D&T/R&B)	\$ 6.00 M	-	-
	Broadband Study (BIT)	\$ .10 M	\$.10	-
	E-check - Online Payment System - Other Departments	\$ .07 M	-	-

# ARPA Fund Status Details By Task Force

page 2 of 2

## ARPA Fund Status

Task Force	Project Name	Allocated	BCC Supported <sup>1</sup>	Actuals <sup>2</sup>
<b>Food Insecurity</b>		<b>\$ 1.70 M</b>	-	-
	Jeffco Food System Grant (PH)	\$ 1.70 M	-	-
	Food Insecurity Coordinator GFP 2022-2024 (PH)	-	-	-
<b>Housing</b>		<b>\$ 6.25 M</b>	<b>\$ .25</b>	-
	15-Year Comprehensive Plan (HS)	\$ .25 M	\$ .25	-
	Navigation Center (HS)	\$ 6.00 M	-	-
<b>Public Health &amp; Safety</b>		<b>\$ 7.33 M</b>	<b>\$ 4.01</b>	<b>\$ .48 M</b>
	Administration Temp Employees- Business Office Functions (Sheriff)	\$ .13 M	\$ .13	\$ .07 M
	County Attorney - Lawsuit Support (CAO)	\$ .20 M	\$ .20	\$ .09 M
	County Attorney Outside Counsel (CAO)	\$ .10 M	\$ .10	-
	County Language Access Program (HS)	\$ 1.00 M	-	-
	COVID Supplies Support (Ops/Safety)	\$ .10 M	\$ .10	\$ .03 M
	COVID Test Kits for Jeffco Employees (Ops/Safety)	\$ .10 M	\$ .10	\$ .02 M
	Increase Staffing - Investigators plus (Coroner)	\$ .24 M	\$ .24	\$ .03 M
	Intake Attorney, Process Server, SVU Attorney (DA)	\$ .55 M	\$ .55	\$ .24 M
	o Administration Temp Employees- Business Office Functions (Sheriff) - 2023/2024	\$ .13 M	-	-
	o County Attorney - Lawsuit Support (CAO) - 2023/2024	\$ .21 M	-	-
	o COVID Supplies Support (Ops/Safety) - 2023/2024	\$ .14 M	-	-
	o Increase Staffing - Investigators plus (Coroner) - 2023/2024	\$ .34 M	-	-
	o Intake Attorney, Process Server, SVU Attorney (DA) - 2023/2024	\$ .73 M	-	-
	o System Administration temp employee - upgrades (Sheriff) - 2023/2024	\$ .14 M	-	-
	Public Health Resources (PH) - only through June 2023	\$ 2.42 M	\$ 2.42	-
	System Administration temp employee - upgrades (Sheriff)	\$ .14 M	\$ .14	-
	Vaccine/Testing Tracking Workday (BIT)	\$ .03 M	\$ .03	-
	Emergency Equipment & Staff Supplies (Coroner)	\$ .63 M	-	-
<b>Workforce Readiness</b>		<b>\$ 1.00 M</b>	-	-
	Direct Workforce Aid (HS)	\$ 1.00 M	-	-
<b>General Fund Support*</b>		<b>\$ 15.06 M</b>	-	<b>\$ .01 M</b>
	2023 General Fund Support	\$ 14.48 M	-	-
	Revenue Replacement Projects (COUNTY)	\$ .58 M	-	\$ .01 M
<b>Contingency*</b>		<b>\$ 3.00 M</b>	-	<b>\$ .56 M</b>
	Contingencies	\$ 3.00 M	-	\$ .56 M
<b>Grand Total</b>		<b>\$ 113.26 M</b>	<b>\$ 17.25</b>	<b>\$ 2.34 M</b>

\*Formerly Revenue Replacement  
Amount Remaining to be Approved = \$ 96.01 M  
Amount Remaining to be Spent = \$110.92 M

<sup>1</sup> BCC Supported were approved in a briefing. Plans are to present in hearing consent agenda soon.  
<sup>2</sup> Actuals are the costs incurred from March 2021 thru May 11, 2022.

# ARPA Fund Status Details By Department

page 1 of 2

ARPA Fund Status				
Department	Project Name	Allocated	BCC Supported <sup>1</sup>	Actuals <sup>2</sup>
<b>Assessor</b>		<b>\$ 2.67 M</b>	-	-
	Computer Replace Manatron Software System (Assessor)	\$ 2.67 M	-	-
<b>BIT</b>		<b>\$ 6.14 M</b>	<b>\$ 1.14</b>	-
	Broadband Infrastructure (BIT)	\$ 5.00 M	-	-
	Cyber Security (BIT)	\$ 1.01 M	\$ 1.01	-
	Vaccine/Testing Tracking Workday (BIT)	\$.03 M	\$.03	-
	Broadband Study (BIT)	\$.10 M	\$.10	-
<b>CAO</b>		<b>\$ .71 M</b>	<b>\$ .40</b>	<b>\$ .14 M</b>
	County Attorney - ARPA Contract Support (CAO)	\$ .10 M	\$ .10	\$.05 M
	County Attorney - Lawsuit Support (CAO)	\$.20 M	\$.20	\$.09 M
	County Attorney Outside Counsel (CAO)	\$ .10 M	\$ .10	-
	o County Attorney - ARPA Contract Support (CAO) - 2023	\$.05 M	-	-
	o County Attorney - ARPA Contract Support (CAO) - 2024	\$.05 M	-	-
	o County Attorney - Lawsuit Support (CAO) - 2023/2024	\$ .21 M	-	-
<b>Clerk</b>		<b>\$ 1.00 M</b>	-	-
	US Imaging Online Document (Clerk)	\$ 1.00 M	-	-
<b>Coroner</b>		<b>\$ 1.21 M</b>	<b>\$ .24</b>	<b>\$ .03 M</b>
	Increase Staffing - Investigators plus (Coroner)	\$.24 M	\$.24	\$.03 M
	o Increase Staffing - Investigators plus (Coroner) - 2023/2024	\$.34 M	-	-
	Emergency Equipment & Staff Supplies (Coroner)	\$.63 M	-	-
<b>D&amp;T</b>		<b>\$ 28.55 M</b>	<b>\$ .30</b>	<b>\$ .02 M</b>
	Bluebeam Software (D&T/P&Z)	\$.03 M	-	-
	E-check - Online Payment System (D&T/Bldg Safety)	\$.01 M	-	-
	o Permit Clerks (D&T/P&Z) - 2023	\$.11 M	-	-
	o Permit Clerks (D&T/P&Z) - 2024	\$.11 M	-	-
	o Stormwater Inspector (D&T/P&Z) - 2023	\$.08 M	-	-
	o Stormwater Inspector (D&T/P&Z) - 2024	\$.08 M	-	-
	Permit Clerks (D&T/P&Z)	\$.18 M	\$.18	\$.02 M
	Stormwater Inspector (D&T/P&Z)	\$.12 M	\$.12	-
	Stormwater Vacuum Jetter Truck (D&T/Road)	\$.55 M	-	-
	Urgent Roads - part of \$67.2M Request (D&T/Road)	\$ 5.10 M	-	-
	Urgent Drainage - part of \$67.2M Request (D&T/T&E)	\$ 2.10 M	-	-
	Recommended Roads - part of \$67.2M Request (D&T/R&B)	\$ 14.00 M	-	-
	Recommended Drainage - part of \$67.2M Request (D&T/R&B)	\$ 6.00 M	-	-
	Remote Computer Equipment (D&T/Bldg Safety)	\$.01 M	-	-
	E-check - Online Payment System - Other Departments	\$.07 M	-	-
<b>DA</b>		<b>\$ 1.28 M</b>	<b>\$ .55</b>	<b>\$ .24 M</b>
	Intake Attorney, Process Server, SVU Attorney (DA)	\$.55 M	\$.55	\$.24 M
	o Intake Attorney, Process Server, SVU Attorney (DA) - 2023/2024	\$.73 M	-	-
<b>HR</b>		<b>\$ 26.91 M</b>	<b>\$ 1.08</b>	<b>\$ .15 M</b>
	County Level Set (HR)	\$ 25.00 M	-	-
	DEI Coordinator (HR)	\$.27 M	\$.27	\$.02 M
	HR Recruitment Advertising (HR)	\$.45 M	\$.45	-
	o DEI Coordinator (HR) - 2023/2024	\$.33 M	-	-
	o Recruiters in HR (HR) - 2023/2024	\$.50 M	-	-
	Recruiters in HR (HR)	\$.36 M	\$.36	\$.13 M

Prepared 5-31-22

# ARPA Fund Status Details By Department

page 2 of 2

ARPA Fund Status				
Department	Project Name	Allocated	BCC Supported <sup>1</sup>	Actuals <sup>2</sup>
<b>HS</b>		<b>\$ 12.62 M</b>	<b>\$ 1.54</b>	<b>\$ .21 M</b>
	15-Year Comprehensive Plan (HS)	\$ .25 M	\$ .25	-
	Behavioral Health Voucher Program (HS)	\$ 1.00 M	-	-
	County Language Access Program (HS)	\$ 1.00 M	-	-
	Direct Workforce Aid (HS)	\$ 1.00 M	-	-
	Navigation Center (HS)	\$ 6.00 M	-	-
	o PEAK Support (HS) - 2023/2024	\$ 1.78 M	-	-
	PEAK Support (HS)	\$ 1.29 M	\$ 1.29	\$ .21 M
	Technology Enhancement Equipment (HS)	\$ .30 M	-	-
<b>Ops</b>		<b>\$ .47 M</b>	<b>\$ .33</b>	<b>\$ .05 M</b>
	COVID Supplies Support (Ops/Safety)	\$ .10 M	\$ .10	\$ .03 M
	COVID Test Kits for Jeffco Employees (Ops/Safety)	\$ .10 M	\$ .10	\$ .02 M
	Hearing Room Lighting (Ops/Facilities)	\$ .13 M	\$ .13	-
	o COVID Supplies Support (Ops/Safety) - 2023/2024	\$ .14 M	-	-
<b>Parks</b>		<b>\$ 2.80 M</b>	<b>\$ 2.80</b>	<b>-</b>
	Wildfire - Coordinator LTE (Parks)	\$ .14 M	\$ .14	-
	Wildfire - Countywide CWPP and Comprehensive Plan (Parks)	\$ .80 M	\$ .80	-
	Wildfire - Land Purchase for Slash site at Inner Canyon Station 3 (Parks)	\$ 1.50 M	\$ 1.50	-
	Wildfire - Land Purchase for Slash site at Tincup Ridge (Parks)	\$ .36 M	\$ .36	-
<b>PH</b>		<b>\$ 4.12 M</b>	<b>\$ 2.42</b>	<b>-</b>
	Public Health Resources (PH) - only through June 2023	\$ 2.42 M	\$ 2.42	-
	Jeffco Food System Grant (PH)	\$ 1.70 M	-	-
	Food Insecurity Coordinator GFP 2022-2024 (PH)	-	-	-
<b>Sheriff</b>		<b>\$ .54 M</b>	<b>\$ .27</b>	<b>\$ .07 M</b>
	Administration Temp Employees- Business Office Functions (Sheriff)	\$ .13 M	\$ .13	\$ .07 M
	o Administration Temp Employees- Business Office Functions (Sheriff) - 2023/2024	\$ .13 M	-	-
	o System Administration temp employee - upgrades (Sheriff) - 2023/2024	\$ .14 M	-	-
	System Administration temp employee - upgrades (Sheriff)	\$ .14 M	\$ .14	-
<b>SIF</b>		<b>\$ 6.18 M</b>	<b>\$ 6.18</b>	<b>\$ .86 M</b>
	ARPA Team (SIF/SPA)	\$ 4.42 M	\$ 4.42	\$ .85 M
	Consulting Services - CLA for ARPA (SIF/SPA)	\$ 1.63 M	\$ 1.63	\$ .01 M
	Zencity Social Media Software Program - ARPA (SIF/SPA)	\$ .02 M	\$ .02	-
	EMSI Database Subscription - ARPA (SIF/SPA)	\$ .06 M	\$ .06	-
	Balancing Act Subscription - ARPA (SIF/SPA)	\$ .05 M	\$ .05	-
<b>County/Gen Fund</b>		<b>\$ 18.06 M</b>	<b>-</b>	<b>\$ .57 M</b>
	2023 General Fund Support	\$ 14.48 M	-	-
	Contingencies	\$ 3.00 M	-	\$ .56 M
	Revenue Replacement Projects (COUNTY)	\$ .58 M	-	\$ .01 M
<b>Grand Total</b>		<b>\$ 113.26 M</b>	<b>\$ 17.25</b>	<b>\$ 2.34 M</b>

\*Formerly Revenue Replacement  
Amount Remaining to be Approved = \$ 96.01 M  
Amount Remaining to be Spent = \$110.92 M

<sup>1</sup> BCC Supported were approved in a briefing. Plans are to present in hearing consent agenda soon.

<sup>2</sup> Actuals are the costs incurred from March 2021 thru May 11, 2022.