

ROCKY MOUNTAIN METROPOLITAN AIRPORT

Noise Report 2018

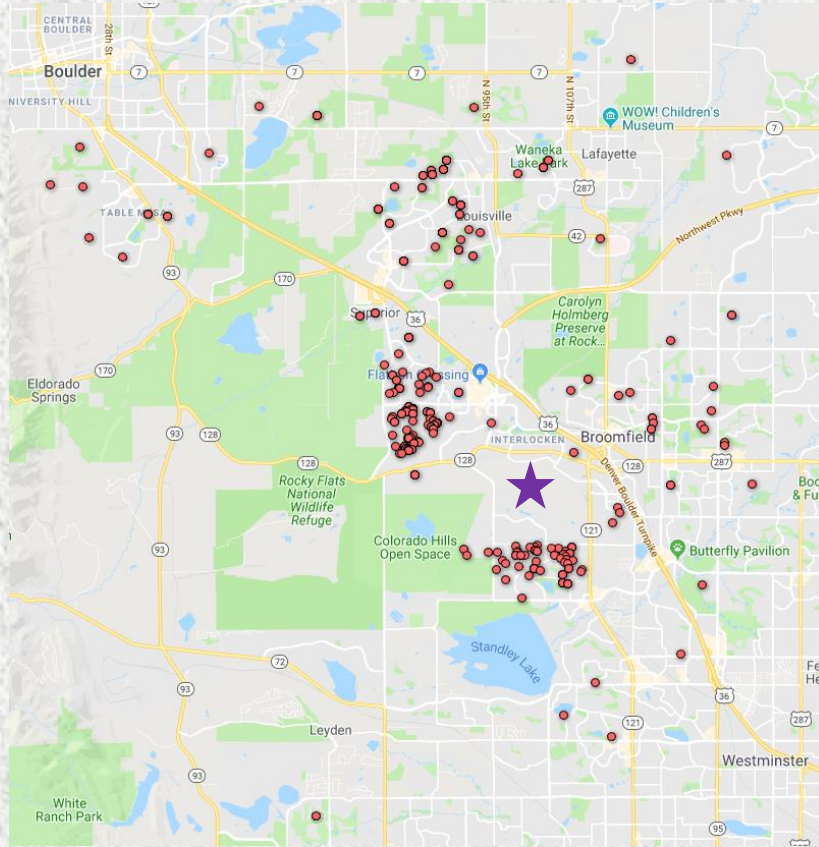
Introduction

With the intent to minimize the impact of aircraft noise on the surrounding communities, Rocky Mountain Metropolitan Airport developed this report focusing on information collected from the noise complaint hotline (303) 271-4874 and on our website at www.flyrmma.com. The statistical information contained in this report is made available to pilots, airport users, and surrounding communities via the Airport's website, and is updated quarterly.

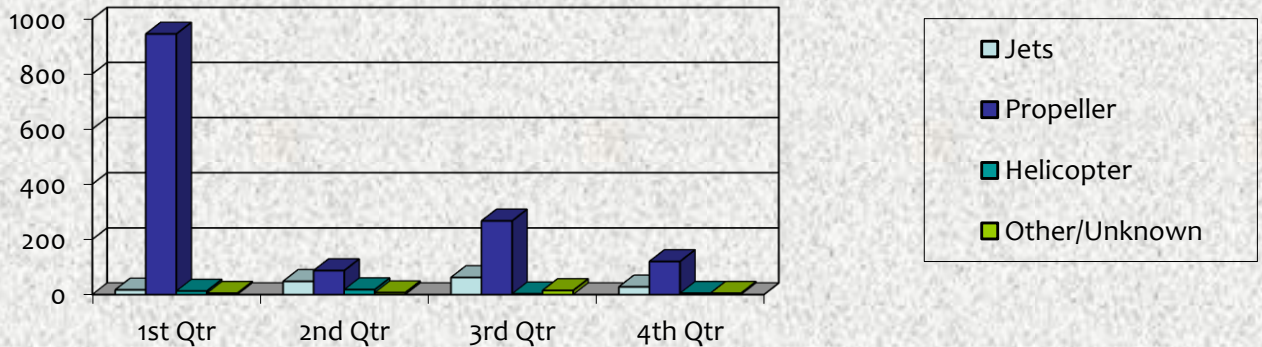
City	Quarterly Complaints					Household Complaints				
	1 st	2 nd	3 rd	4 th	Total YTD	1 st	2 nd	3 rd	4 th	Total YTD
Arvada	0	2	1	0	3	0	2	1	0	3
Boulder	11	15	41	9	76	1	7	5	4	12
Broomfield	55	40	20	4	119	2	10	16	4	28
Louisville	10	17	233	19	279	3	7	20	4	23
Lafayette	5	7	6	0	18	2	2	3	0	4
Littleton	1	4	0	0	5	1	2	0	0	3
Thornton	0	0	0	0	0	0	0	0	0	0
Superior	882	54	96	104	1136	9	25	43	22	70
Westminster	12	19	35	21	87	9	15	22	12	49
Other	4	3	3	1	11	4	3	2	1	10
Total	981	161	435	158	1735	31	73	112	47	201

	Annual 2017	Annual 2018
Aircraft Operations	167,363	172,500
Noise Complaints	571	1735

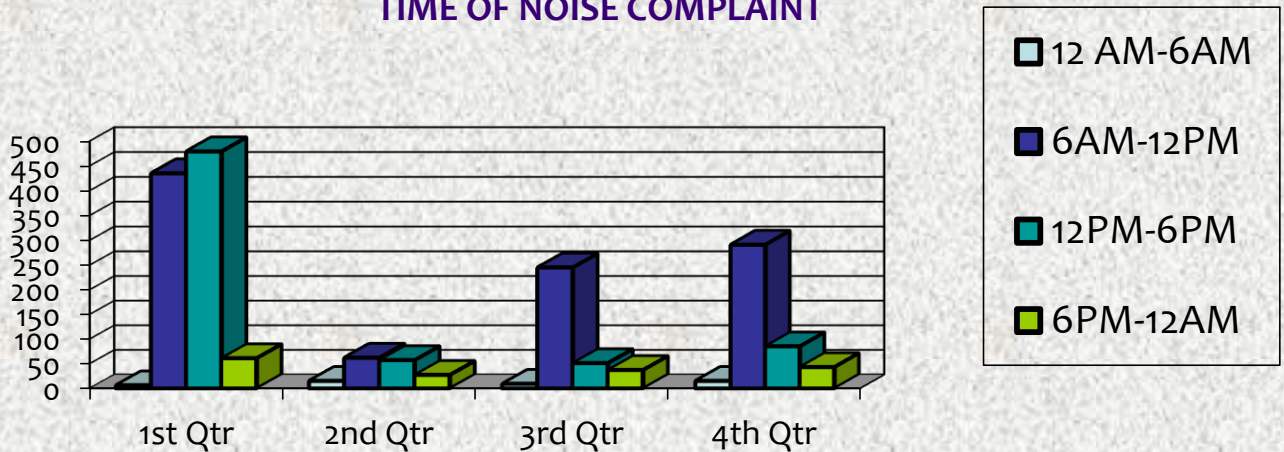
LOCATION OF 2018 NOISE COMPLAINTS IN RELATION TO AIRPORT



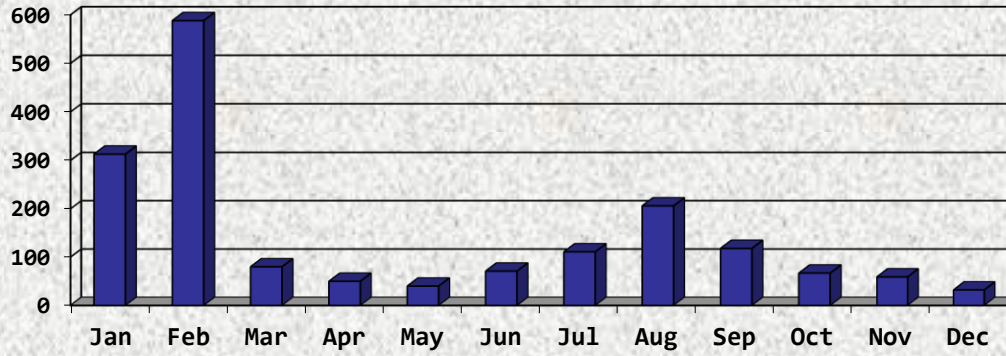
TYPE OF AIRCRAFT GENERATING COMPLAINTS



TIME OF NOISE COMPLAINT



NOISE COMPLAINTS BY MONTH



AIRCRAFT OPERATIONS BY MONTH

